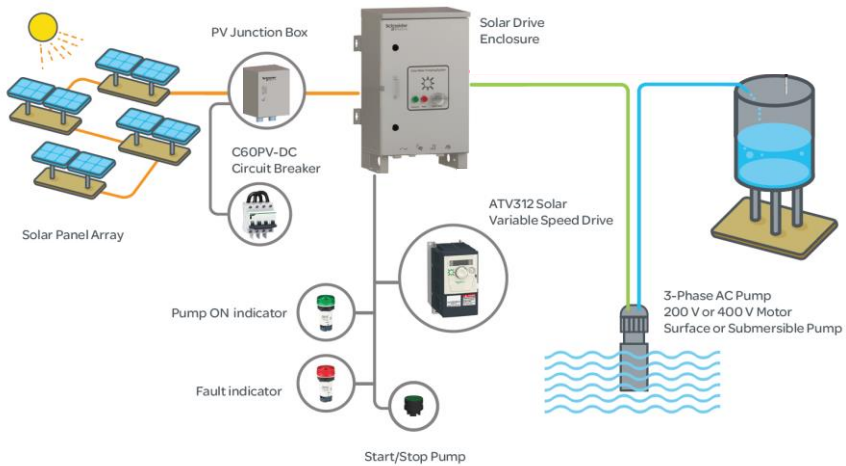





# Villaya Solar Water Pumping Solution

# Solution architecture, features & applications



## Applications:



## Features:


- Harvests maximum solar energy
- Suitable for 1 HP to 20 HP motor/pumps
- Operate with both solar or grid
- Suitable for all 3-phase submersible/ surface-mount pumps
- Embedded motor protection and pump functions
- Simple and faster installation and commissioning.

# Standard solution packages

The solutions are available from 1HP to 20HP and can be selected and configured based on the customer needs.

Pump Rating	Pump Type	Typical total dynamic head range	Drive Rating /Model No	Solar Panel Capacity (Wp)	Typical Solar Panel Configuration
2HP / 3Ph / 200V	Surface mount	Up to 6 mts	1.5kW / 2HP / 200V ATV312HU15 M3 412	2400	Module: 24V, 300Wp Series: 8 Nos
	Submersible	Up to 70 mts			
3HP / 3Ph / 400V	Surface mount	Up to 6 mts	2.2kW / 3HP / 400V ATV312HU22 N4 412	3750	Module: 24V, 250Wp Series: 15 Nos
	Submersible	Up to 90 mts			
5HP / 3Ph / 400V	Surface mount	Up to 6 mts	4.0kW / 5HP / 400V ATV312HU40N4 412	5200	Module: 24V, 325Wp Series: 16 Nos
	Submersible	Up to 150 mts			
7.5HP / 3Ph / 400V	Surface mount	Up to 6 mts	5.5kW / 7.5HP / 400V ATV312HU55 N4 412	9000	Module: 24V, 300Wp Series: 15 Nos Parallel: 2
	Submersible	Up to 210 mts			
10HP / 3Ph / 400V	Surface mount	Up to 6 mts	7.5kW / 10HP / 400V ATV312HU75 N4 412	11050	Module: 24V, 325Wp Series: 17 Nos, Parallel: 2
	Submersible	Up to 280 mts			
20HP / 3Ph / 400V	Surface mount	Up to 6 mts	15kW / 20HP / 400V ATV312HD15 N4 412	24000	Module: 24V, 300Wp Series: 16 Nos, Parallel: 5
	Submersible	Up to 380 mts			

# Application References – Water pumping





# Other applications

When the water pump is not in use, same technology can be used to run other agricultural applications (of same capacity):



Rice Huller



Sugarcane Crusher



Flour Mill



Oil Expeller



Paddy Thresher



Other Motor Loads



Sugarcane Crusher

Life Is On

**Schneider**  
Electric